




 **made
in
Germany**



ACCURATE



COMPATIBLE



AWARD-WINNING



RELIABLE



ACCURATE

PEER-REVIEWED AND VALIDATED TECHNOLOGY

Numerous peer-reviewed clinical studies validate that Plusoptix devices consistently deliver highly accurate, reliable refractive readings. Please refer to our homepage for an up-to-date reference list of peer-reviewed studies. Once a measurement result is delivered by the device, it does not need to be repeated.

STATE-OF-THE-ART PHOTOREFRACTION

Photorefraction is a measurement technology that is known since the 60s. But it took until the end of the 90s to develop the first automated prototypes. Founded in 2001, Plusoptix is a pioneer in developing and manufacturing a variety of measurement instruments based on photorefraction technology. They include vision screening devices for primary health care providers, autorefractors for eye care professionals, and accommodation meters for scientists.

In photorefraction, measurement results are derived from brightness patterns in the pupil in a similar manner as in retinoscopy. Therefore three components are keys to a precise measurement:

- ✕ the light to illuminate the eye,
- ✕ the camera taking a photo, and
- ✕ the algorithm providing measurement results.

Precise measurement results can only be obtained if brightness patterns in the eyes are clearly visible on the photo in the first place. Therefore, illumination is the basis for all subsequent steps that lead to a precise measurement result, finally.



Illustration of 54 hidden LEDs


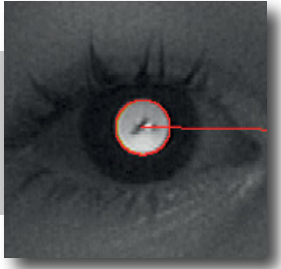
All Plusoptix instruments are using an unique 54 LED strong flashlight in order to optimize the representation of brightness patterns on the photos taken. These 54 LEDs are grouped in 6 segments at 9 LEDs each. This way a homogeneous illumination and thus refined representation of the brightness patterns in the eye is assured.

If brightness patterns are masked by media opacities (e.g. cataracts), these opacities can be identified on the high quality photo taken by the Plusoptix camera.

CAMERA IMAGE WITH PERFECTLY ILLUMINATED PUPILS

Always reviewing the last camera image helps you identifying the reason for an inconclusive measurement.

A red circle highlights unusual brightness pattern, here: cataract

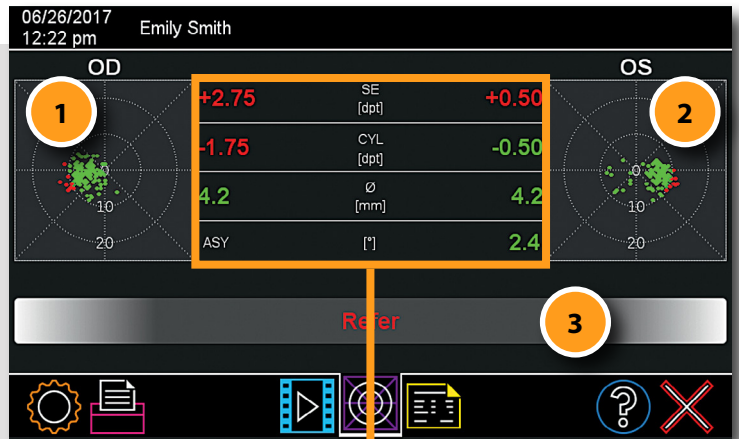


Actual screenshot plusoptix S16

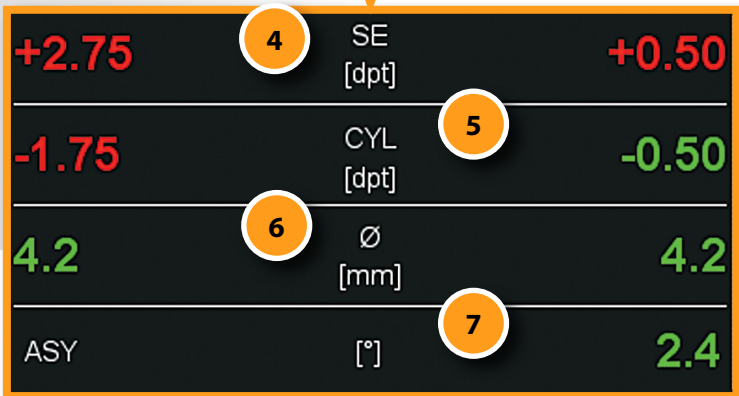
The measurement results are broken down and displayed in three consecutive results pages. To navigate from one page to the next just use the buttons in the navigation bar, located at the bottom central area of the screen.

INSTANT AND ACCURATE READINGS

- 1 OD gaze map
- 2 OS gaze map
- 3 Screening result
- 4 Spherical equivalent (SE)
in diopters
- 5 Cylinder (CYL)
in diopters
- 6 Pupil diameter (Ø)
in millimeters
- 7 Asymmetry (ASY)
of the line of vision in degrees



Actual screenshot plusoptix S16





COMPATIBLE

Plusoptix strives to provide the perfect individual solution for every customer requirement. All three device models share the very same measurement technology and algorithm, and therefore accuracy of measurements is identical for all available device models. The differences are in mobility and documentation options, ranging from printing self-adhesive labels for paper record to full integration with your Electronic Medical Records (EMR) via LAN or WLAN connection (please see device comparison on page 9). Beyond that, an A4 or letter-sized screening report can be generated as a handout for parents.

PATIENT DATA AND DOCUMENTATION OPTIONS

Specific to the plusoptiX S16 and S12C models, every successful measurement is automatically documented in the internal database in chronological order. This internal database saves up to 100,000 entries to be used as needed for follow-up management, studies and label printing at a later point in time.

- 1 New measurement
- 2 Show previous measurement
- 3 Previously saved measurements
- 4 Documenting the measurement results
- 5 Patient data
- 6 Delete this patient
- 7 Preview of label
- 8 Delete this measurement

Actual screenshot plusoptiX S16

Available screening reports can be printed on any printer. Printing on any network printer can be automated by using the free software plusoptiXconnect.

Emily Smith			* 06/24/2016		
OD	Refer	OS			
-2.00 dpt	Sphere	+0.50 dpt			
-0.50 dpt	Cylinder	-0.75 dpt			
173°	Axis	8°			
4.1 mm	Pupil Ø	4.0 mm			
	Pupil distance	56 mm			
	Gaze asymmetry	0.7			
	ROC 1 Version 7.0.0.0	11/12/2016			

Self-adhesive label for paper file
(2,9 x 2,2 in)

Screening report for parents
(A4 or letter sized)

Space
for your
logo

and
contact
details

plusoptiX

Vision Screening Result

Name: Emily Smith
Patient ID:
Date of birth: 09.03.2014
Contact information:
Measurement date and location: 14.10.2015


Right eye	Refraction [dpt]	Left eye
	-3.25 -1.00 177°	-3.25 -0.50 21°
	Spherical equivalent [dpt]	
	-3.75	-3.50
	Gaze asymmetry [°]	
	0.7	
	Pupil size [mm]	
	4.7	4.4
	Pupil distance [mm]	
	63	

Pass/Refer criteria		Refer
Anisometropia	Spherical equivalent ≥ 1.00 dpt	No
Astigmatism	Cylinder ≥ 1.50 dpt	No
Hyperopia	Spherical equivalent ≥ 2.00 dpt	No
Myopia	Spherical equivalent ≥ 1.50 dpt	Yes
Gaze asymmetry	Asymmetry $\geq 5.0^\circ$	No
<small>Asymmetric corneal reflexes are caused either by strabismus (true positive referral) or by fixation to an object other than the camera (false positive referral).</small>		
Anisocoria	Pupil size ≥ 1.0 mm	No

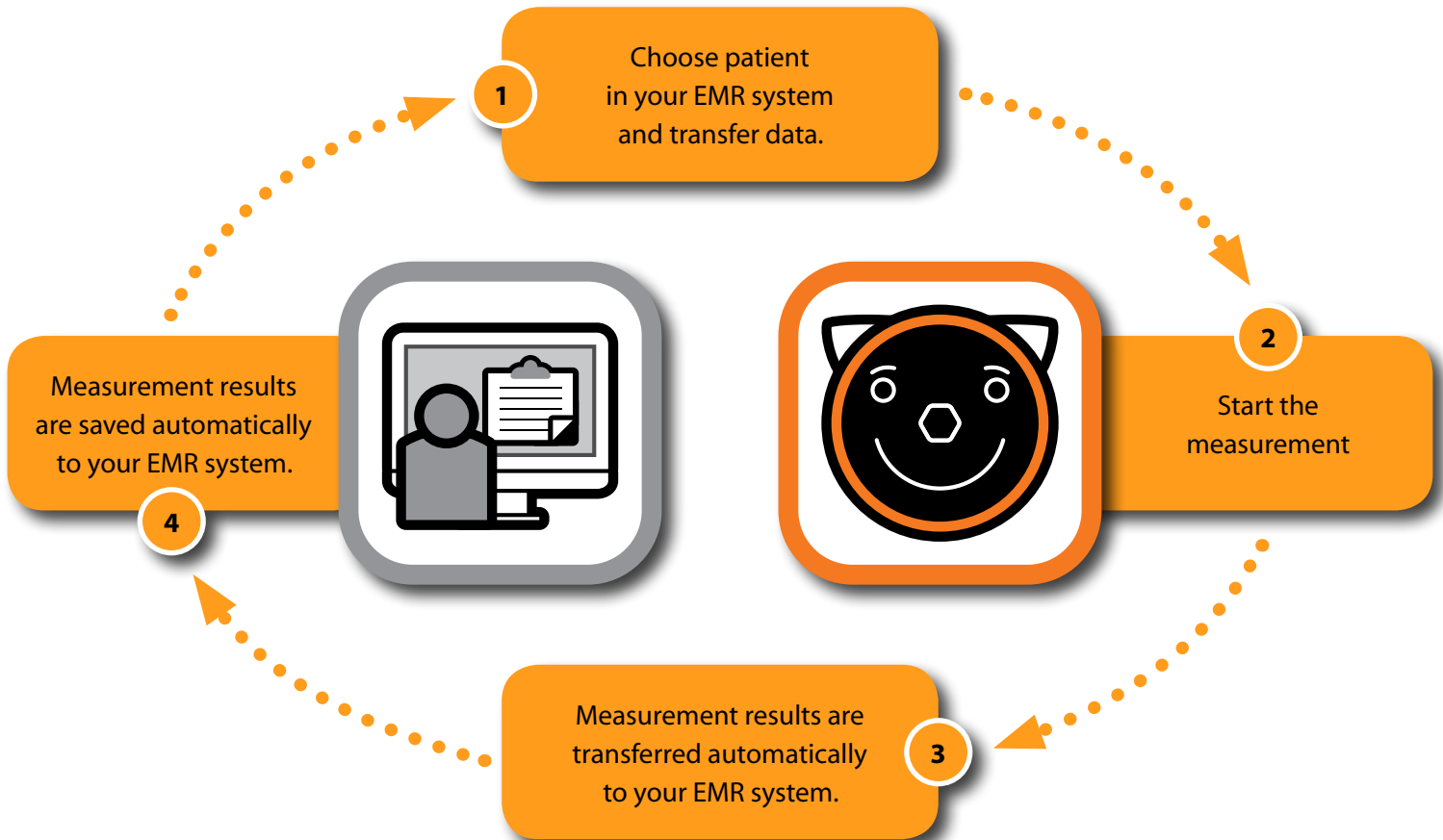
Vision Screening does not replace a complete eye examination by an ophthalmologist or optometrist! Vision Screening must be conducted regularly as eyes may change over time!

ROC 1, Ver. 6.1.12.0 www.plusoptix.com **Refer**

The devices are equipped with several interfaces to enable the user to perfectly integrate them into his individual workflow. Choose your favorite way to print labels and screening reports or just connect the device to your Electronic Medical Record (EMR) via LAN / WLAN connection.



CONNECTION TO YOUR ELECTRONIC MEDICAL RECORD (EMR) VIA LAN / WLAN FOR CSV DATA EXCHANGE



HAVE A LOOK AT OUR VARIOUS PRINTING OPTIONS:




Screening report printing via your workplace computer after insertion of USB stick / SD card



Screening report printing via your workplace computer after access via LAN / WLAN



Automatic screening report printing with the freeware "plusoptiXconnect"



Self-adhesive label printing with the optional wireless label printer "plusoptiX P12"



AWARD-WINNING


Plusoptix devices have been awarded for their child-friendly product design. They feature an excellent concept of operations and ergonomics, complimented by steady operation through rechargeable standard AA batteries. The unique Plusoptix smiley face and the attention-grabbing warble sound, attract the child's attention and lessen fears about the measurement.



reddot award 2014
winner

"The friendly appearance of this auto refractometer instills trust and encourages children to get involved in the examination in a playful way."

(RedDot Award Jury)



"A lovely tool that takes focuses not only on technology and ergonomics in its design, but also the needs of the child being treated."

(GermanDesignAward Jury)



RELIABLE

Plusoptix was founded in Nuremberg, Germany, in 2001. From the start, the company focused on developing and manufacturing state-of-the-art handheld Vision Screening devices. All product development (hardware and software) as well as manufacturing are performed in-house in Nuremberg. Today, Plusoptix devices are already in their 5th product generation and more than 10.000 devices have been installed. Because of its extensive specialized experience, excellence in engineering and manufacturing combined with outstanding service and hassle-free warranty, Plusoptix is by design your reliable partner in the field of Vision screening devices.



Our warranty is a "Hassle-free warranty", because it even covers all damages that result from accidental damage (e.g. device dropped). This hassle-free warranty is valid for the US, Canada and EU.

*"This warranty is really quite unique and it's one of the reasons we have stayed exclusively with Plusoptix for our vision screeners."
(Bryson McCool, Secretary/Treasurer of New Mexico Lions Operation KidSight)*

PLUSOPTIX IS LOCATED IN ALREADY 5 SERVICE CENTER AND REPRESENTED BY OVER 60 SALES REPRESENTATIVES THROUGHOUT THE WORLD. SO NO MATTER WHERE YOU LIVE, WE ARE JUST AROUND THE CORNER.



APPLICATION

Plusoptix is the world leader in Vision Screening solutions. It empowers primary health care providers to detect most prevalent vision disorders in children as early as possible. The earlier a vision disorder is detected the better it can be treated.

- ✗ Plusoptix Vision Screening meets the guidelines of AAP Policy statement. Plusoptix devices are eligible for CPT Code 99177 reimbursement (for Pediatricians) and LCIF Grant Funding (for Lions Clubs).
- ✗ If vision disorders are undetected and untreated they may cause Amblyopia (lazy eye). Plusoptix Vision Screening devices detect the following vision disorders in children 6 months and older:
 - ✗ Hyperopia (farsightedness)
 - ✗ Anisometropia (unequal refractive power)
 - ✗ Myopia (nearsightedness)
 - ✗ Anisocoria (unequal pupil size)
 - ✗ Astigmatism (blurred vision)
 - ✗ Strabismus (Eye misalignment)

INSTANT READINGS AND SCREENING RESULT

- ✗ Binocular readings with simultaneous measurement of both eyes
- ✗ Monocular readings (e.g. in strabismic or aphacic patients)
- ✗ Children can be measured starting at 6 months of age




„PASS“ OR „REFER“ SCREENING RESULT AFTER COMPARISON TO AGE-SPECIFIC TRESHOLDS

- ✗ In less than one second
- ✗ Measurement from 1m (3.3 ft.) distance to the child
- ✗ Ability to measure through glasses and contact lenses






FULLY AUTOMATED WORKFLOW

- ✗ Measurement can easily be performed by an assistant
- ✗ Graphical support for eye alignment
- ✗ Automated data exchange via LAN / WLAN connection to your EMR system (please refer to page 5)
- ✗ 5 sets of validated referral tresholds to adjust device sensitivity and specificity to your screening program requirements.



AVAILABLE MODELS

Every Plusoptix Vision Screener shares the same measurement technology and algorithm, and therefore accuracy of measurements is the same across all available device models. The differences are in mobility and data management options, which are specified below.

	STATIONARY	MOBILE	
	IN ONE EXAM ROOM	BETWEEN MULTIPLE EXAM ROOMS OR LOCATIONS	
	 <p>P 10</p> <p>Vision Screener plusoptiX S16</p>	 <p>P 11</p> <p>Mobile Vision Screener plusoptiX S12C</p>	 <p>P 12</p> <p>Mobile Vision Screener plusoptiX S12R</p>
EMR interface & Patient database	yes	yes	no
Letter-size report & self-adhesive label	yes	yes	yes
plusoptiXconnect compatibility	yes	yes	no
LAN / WLAN interface	yes / yes	no / yes	no / no
External monitor interface	yes	no	no
Power supply	Medical power adapter	6x rechargeable AA batteries	6x rechargeable AA batteries
HARDWARE FEATURES			
Touchscreen operation	4.3 Inch (resistive)	5.7 Inch (capacitive)	4.3 Inch (resistive)
Weight	26.5 oz (0.75 kg)	35.3 oz (1.0 kg)	28.2 oz (0.8 kg)
Interfaces	4 x USB, IR, DVI, LAN (RJ-45), WLAN	2 x USB, IR, SD, WLAN	2 x USB, IR, SD
IDENTICAL FEATURES			
Measurement Technology	Binocular infrared photo retinoscopy with unique 54 LED illumination		
Measurement Range	-7.00 to +5.00 dpt in 0.25 dpt increments		
Pupil Size	4.0 to 8.0 mm in 0.1 mm increments		
Certifications	FDA (USA), Health Canada (Canada), CE (Europe)		
SERVICE FEATURES			
Warranty	1 year hassle-free warranty (only USA, Canada and EU; extensions are available for purchase)		
Software Updates	Free of charge (can be downloaded from our website)		
Operating Cost	No need for calibration and maintenance		

PLUSOPTIX S16 VISION SCREENER

- ✘ Designed for stationary use (allows user to design optimal room settings; avoids device misplacement).
- ✘ 5 sets of validated referral thresholds to adjust device sensitivity and specificity to your screening program requirements.
- ✘ Displays measurement results on an external DVI monitor to ease communication with parents (optional DVI monitor required).
- ✘ Needs to be connected to a power outlet (never runs out of battery power).
- ✘ Internal patient database for up to 100,000 entries for follow-up management and studies (please refer to page 4).
- ✘ Intuitive patient data entry (optional USB keyboard required).
- ✘ Saves screening report to USB stick (please refer to page 4).
- ✘ Can be connected to a network server using a LAN or WLAN connection for CSV data exchange (EMR) and screening report printing (please refer to page 5).
- ✘ Prints self-adhesive labels to provide documentation in paper file (optional printer required – please refer to page 13).
- ✘ Award-winning child-friendly design (please refer to page 6).
- ✘ One year hassle-free warranty and continuous free software updates available on our website (please refer to page 7).




Optional connection of an external monitor



Reliable and fast measurement



LAN / WLAN connection to your EMR system and screening report printing



Prints self-adhesive labels with plusoptix P12



Intuitive patient data entry via USB keyboard and mouse

PLUSOPTIX S12C MOBILE VISION SCREENER

- ✘ Designed to be transportable between different exam rooms or different locations with access to a WLAN.
- ✘ 5 sets of validated referral thresholds to adjust device sensitivity and specificity to your screening program requirements.
- ✘ Runs on rechargeable, standard AA size batteries (operational while charging).
- ✘ Internal patient database for up to 100,000 entries for follow-up management and studies (please refer to page 4).
- ✘ Data entry via screen keyboard or connection of an optional USB keyboard.
- ✘ Saves screening reports to SD card (please refer to page 4).
- ✘ Can be connected to a network server using a WLAN connection for CSV data exchange (EMR) and screening report printing (please refer to page 5).
- ✘ Prints self-adhesive labels to provide documentation in paper file (optional printer required – please refer to page 13).
- ✘ Award-winning child-friendly design (please refer to page 6).
- ✘ One year hassle-free warranty and continuous free software updates available on our website (please refer to page 7).




reddot award 2014
winner



Reliable and fast measurement



WLAN connection to your
EMR system and screening report
printing



Prints self-adhesive labels
with plusoptix P12



Battery-operated (rechargeable
standard AA batteries)



Optional carrying case

PLUSOPTIX S12R MOBILE VISION SCREENER


- ✘ Designed to be transportable between different locations without access to a WLAN.
- ✘ 5 sets of validated referral thresholds to adjust device sensitivity and specificity to your screening program requirements.
- ✘ Runs on rechargeable, standard AA size batteries (operational while charging).
- ✘ No internal patient database and no LAN / WLAN interface.
- ✘ Saves screening reports to SD card (please refer to page 4).
- ✘ No EMR capability or connectivity.
- ✘ Prints self-adhesive labels to provide documentation in paper file (optional printer required – please refer to page 13).
- ✘ One year hassle-free warranty and continuous free software updates available on our website (please refer to page 7).



Reliable and fast measurement



Screening report printing
No connection to EMR



Prints self-adhesive labels
with plusoptix P12



Battery-operated (rechargeable
standard AA batteries)



Optional carrying case

PLUSOPTIX P12 WIRELESS LABEL PRINTER


- ✕ Thermal printer – no printer cartridge required.
- ✕ Prints self-adhesive labels (width 2,9 x height 2,2 in) for documentation in paper records.
- ✕ 60 self-adhesive labels on one paper roll (available through Plusoptix only).
- ✕ Alternative: Non-adhesive, regular thermal paper (Measurements of paper roll: length 2,2 x diameter 1,2 x core 0,47 in, available at office supply retailers).
- ✕ Runs on rechargeable, standard AA size batteries (operational while charging).
- ✕ Infrared direct connectivity with your Plusoptix device.
- ✕ Same medical power adapter as plusoptiX S16, S12C and S12R.




Battery-operated (rechargeable standard AA batteries)



Thermal Printer – no printer cartridge required



Label printing with plusoptiX S16



Label printing with plusoptiX S12C



Label printing with plusoptiX S12R